

The Romsey School


Visiting: Friday 2nd February 2007

"Investigating food and farming at Sparsholt College Farm"


Background

Sparsholt College Farm is approximately 4 miles NW of Winchester. The farm covers 143 ha (353 acres). Farm livestock includes **dairy** and **beef cows, pigs, deer** and **sheep**. Most of the fields are used to grow crops for animal feed (fodder crops).


The farm has **diversified** to provide college facilities for fish farming, horticulture, horse management, wildlife and conservation programmes.



As part of your visit you be able to...



- ◇ Visit pigs, sheep and cows to see how they are reared (looked after) at Sparsholt farm.
- ◇ Touch young animals including lambs, piglets & calves.
- ◇ See newborn lambs and measure their growth.
- ◇ Make food to taste using milk and wheat from the farm.
- ◇ See milking and have a go!



Name: _____ Date: _____

The Romsey School

Visiting: Friday 2nd February 2007

Outline of planned activities:

9.45/10.00

Arrive at the Schools' Centre. Bring all your things into the classroom.

10 - 10.10am

- Introduction to the site and teaching staff (Lynn McDonagh).
- Use map and aerial photograph to work out where you are and the places that you will be visiting during the day (pigs, dairy and lambing barn).
- Health and Safety information - how to keep safe during your visit.

BREAK

- Have a snack, visit the toilets.
- Put on warm clothing, wellies/boots and a waterproof coat.
- Cover any cuts on hands/fingers with a plaster.

10.20 - 12.15 pm -

What do animals eat?

- Work in pairs to find out what types of foods are eaten by cows (herbivores) and pigs (omnivores). The food will be laid out in the garden.
- You will need to weigh the food to find out how much a cow eats in a day!

Visit the lambing barn (we will get a lift in the minibus/car)

- The individual pens have a ewe (mum) and her lambs. Most of the lambs are less than 2 days old. More could be born while we are there!
- You can help to weigh some of the lambs or just have a stroke or a hold.

Visit the pig barns (we will drive back to the main site)

- There are over a 1,000 pigs here so you won't get to see them all!
- Follow the lifecycle of a pig and look at different age pigs & piglets.
- You will be able to touch a piglet in the farrowing barn.

12.15 – 12.45pm - Make food! (walk back to Schools' Centre)

- Churn milk to make butter and thresh and grind wheat to make flour. Taste what you have made at lunchtime!

12.45/1.00 – 1.20 – LUNCH – at the Schools' Centre. Low waste lunch challenge.

1.30 – 2.05 pm - (put all your things into the minibus/car & get lift to dairy)

- See/try your hand at milking the cows then visit the calf barn.

2.05pm - BOOT wash and put on CLEAN shoes. WASH HANDS!

2.15pm - Depart for school